PERÍODO :

FUNSSEST

PLANO VI-SUPER CONSERVADOR-ABRIL/2025

DESEMPENHO ACUMULADO (%)

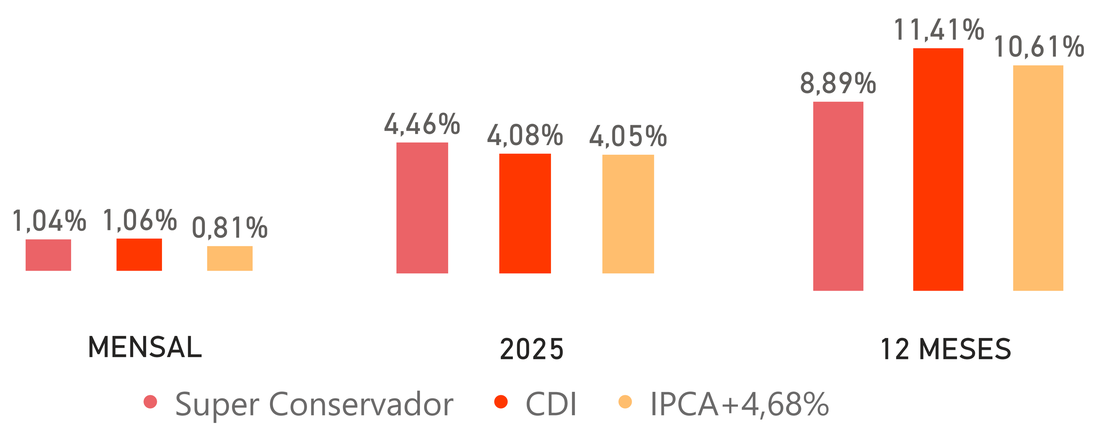

ALOCAÇÕES CONSOLIDADO

	$	%
PL ATUAL	R$ 128.555.029	
RENDA FIXA	R$ 127.010.644	98,8%
RENDA VARIÁVEL	-	0%
ESTRUTURADOS	-	0%
EMPRÉSTIMOS	R$ 1.544.385	1,2%

DESEMPENHO SEGMENTO MENSAL

Referencia	mai 2024	jun 2024	jul 2024	ago 2024	set 2024	out 2024	nov 2024	dez 2024	jan 2025	fev 2025	mar 2025	abr 2025
Perfil	1,05%	-0,07%	1,62%	0,91%	0,27%	0,29%	0,60%	-0,50%	0,90%	0,93%	1,52%	1,04%
% CDI	126,93%	-9,00%	178,11%	104,13%	33,09%	31,18%	75,95%	-56,44%	89,00%	93,94%	158,33%	98,11%
% IPCA + 4,89%	122,44%	-11,67%	207,76%	239,31%	32,68%	30,21%	75,95%	-53,95%	165,69%	54,81%	161,70%	128,40%

Referencia	mai 2024	jun 2024	jul 2024	ago 2024	set 2024	out 2024	nov 2024	dez 2024	jan 2025	fev 2025	mar 2025	abr 2025
Renda Fixa	1,06%	-0,09%	1,62%	0,91%	0,27%	0,29%	0,60%	-0,51%	0,91%	0,93%	1,38%	1,03%
% CDI	127,64%	-11,04%	177,84%	104,30%	32,32%	31,18%	75,95%	-58,22%	89,83%	93,70%	143,75%	97,17%
% IPCA + 4,89%	123,12%	-14,31%	207,44%	239,70%	31,92%	30,21%	75,95%	-55,65%	167,25%	54,67%	146,81%	127,16%

Referencia	mai 2024	jun 2024	jul 2024	ago 2024	set 2024	out 2024	nov 2024	dez 2024	jan 2025	fev 2025	mar 2025	abr 2025
CDI	0,83%	0,79%	0,91%	0,87%	0,83%	0,93%	0,79%	0,88%	1,01%	0,99%	0,96%	1,06%
IPCA + 4,89%	0,86%	0,61%	0,78%	0,38%	0,84%	0,96%	0,79%	0,92%	0,54%	1,70%	0,94%	0,81%

EVOLUÇÃO PATRIMONIAL

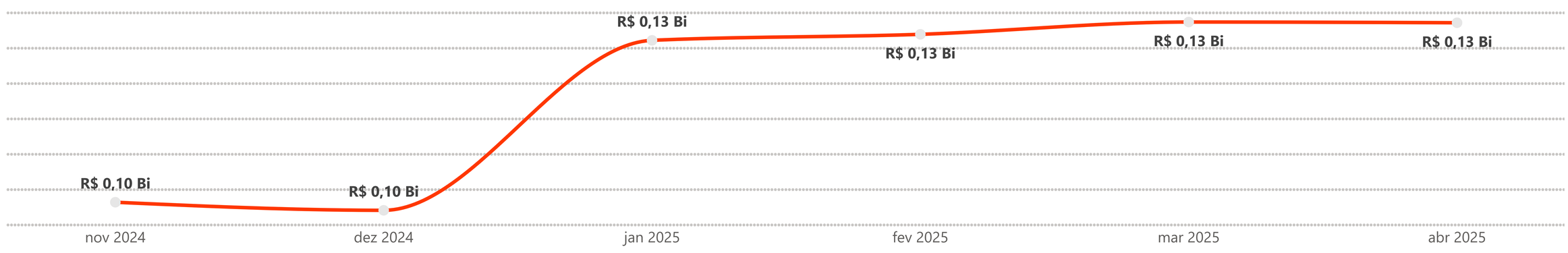

PERÍODO :

FUNSSEST

PLANO VI-CONSERVADOR-ABRIL/2025

DESEMPENHO ACUMULADO (%)

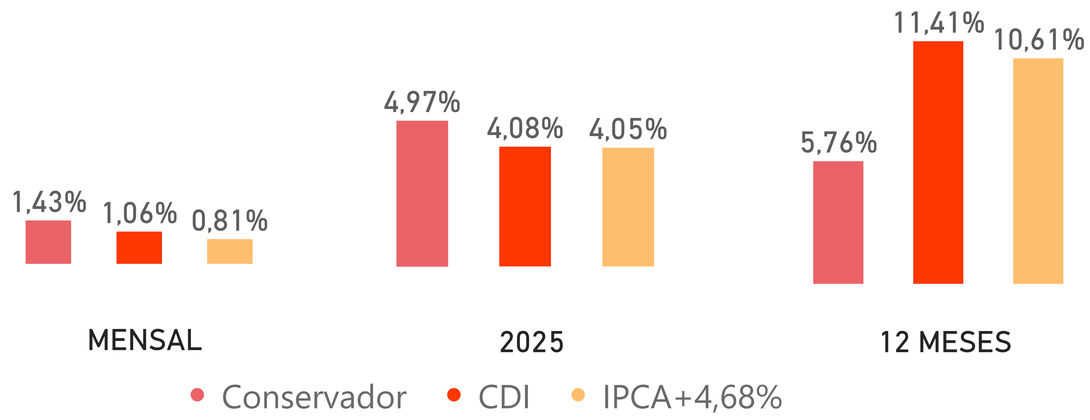

ALOCAÇÕES CONSOLIDADO

	$	%
PL ATUAL	R$ 349.165.053	
RENDA FIXA	R$ 304.571.543	87,2%
RENDA VARIÁVEL	R$ 12.286.681	3,5%
ESTRUTURADOS	R$ 29.304.778	8,4%
EMPRÉSTIMOS	R$ 3.002.051	0,9%

DESEMPENHO SEGMENTO MENSAL

Referencia	mai 2024	jun 2024	jul 2024	ago 2024	set 2024	out 2024	nov 2024	dez 2024	jan 2025	fev 2025	mar 2025	abr 2025
Perfil	0,85%	-0,59%	2,12%	1,02%	-0,41%	-0,37%	0,10%	-1,92%	0,92%	0,52%	2,02%	1,43%
% CDI	102,97%	-74,05%	233,26%	116,92%	-49,84%	-39,78%	12,66%	-217,96%	90,64%	52,53%	210,42%	134,91%
% IPCA + 4,89%	99,32%	-95,98%	272,08%	268,70%	-49,22%	-38,54%	12,66%	-208,32%	168,76%	30,64%	214,89%	176,54%

Referencia	mai 2024	jun 2024	jul 2024	ago 2024	set 2024	out 2024	nov 2024	dez 2024	jan 2025	fev 2025	mar 2025	abr 2025
Renda Fixa	1,09%	-0,71%	2,10%	0,89%	-0,34%	-0,43%	0,31%	-1,94%	0,74%	0,63%	1,99%	1,11%
% CDI	131,05%	-89,50%	230,55%	102,27%	-41,46%	-46,24%	39,24%	-219,93%	72,87%	63,71%	207,29%	104,72%
% IPCA + 4,89%	126,41%	-116,01%	268,93%	235,04%	-40,95%	-44,79%	39,24%	-210,20%	135,67%	37,17%	211,70%	137,04%

Referencia	mai 2024	jun 2024	jul 2024	ago 2024	set 2024	out 2024	nov 2024	dez 2024	jan 2025	fev 2025	mar 2025	abr 2025
Renda Variável	-2,51%	0,66%	3,73%	4,60%	-3,93%	-1,33%	-6,39%	-7,22%	6,44%	-2,15%	3,94%	8,80%
RV - IBOV	0,53%	-0,82%	0,71%	-1,94%	-0,85%	0,27%	-3,27%	-2,94%	1,58%	0,49%	-2,14%	5,11%

Referencia	mai 2024	jun 2024	jul 2024	ago 2024	set 2024	out 2024	nov 2024	dez 2024	jan 2025	fev 2025	mar 2025	abr 2025
Estruturados	-0,26%	0,35%	1,80%	0,65%	0,59%	0,84%	0,97%	0,48%	0,53%	0,53%	1,56%	1,34%
% CDI	-30,73%	44,71%	197,98%	74,53%	71,64%	90,32%	122,78%	55,03%	52,85%	53,14%	162,50%	126,42%
% IPCA + 4,89%	-29,64%	57,95%	230,93%	171,28%	70,76%	87,50%	122,78%	52,59%	98,39%	31,01%	165,96%	165,43%

Referencia	mai 2024	jun 2024	jul 2024	ago 2024	set 2024	out 2024	nov 2024	dez 2024	jan 2025	fev 2025	mar 2025	abr 2025
CDI	0,83%	0,79%	0,91%	0,87%	0,83%	0,93%	0,79%	0,88%	1,01%	0,99%	0,96%	1,06%
IPCA + 4,89%	0,86%	0,61%	0,78%	0,38%	0,84%	0,96%	0,79%	0,92%	0,54%	1,70%	0,94%	0,81%
Ibovespa	-3,04%	1,48%	3,02%	6,54%	-3,08%	-1,60%	-3,12%	-4,28%	4,86%	-2,64%	6,08%	3,69%

EVOLUÇÃO PATRIMONIAL

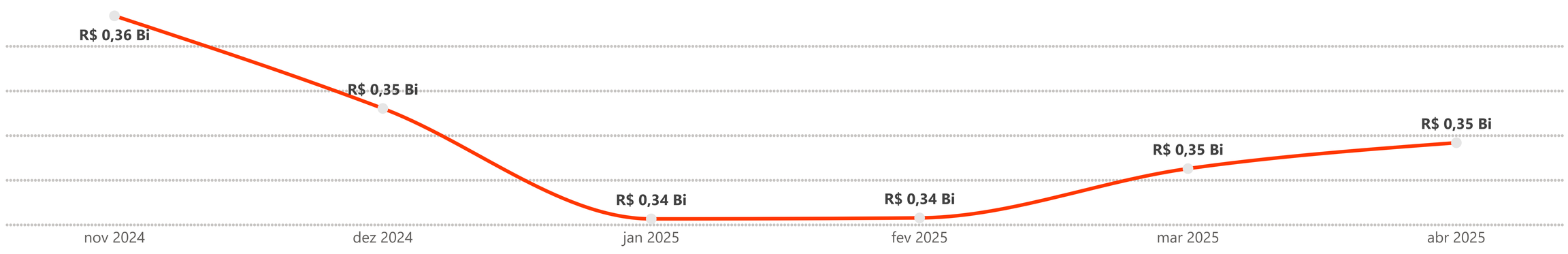

PERÍODO :

FUNSSEST

PLANO VI-MODERADO-ABRIL/2025

DESEMPENHO ACUMULADO (%)

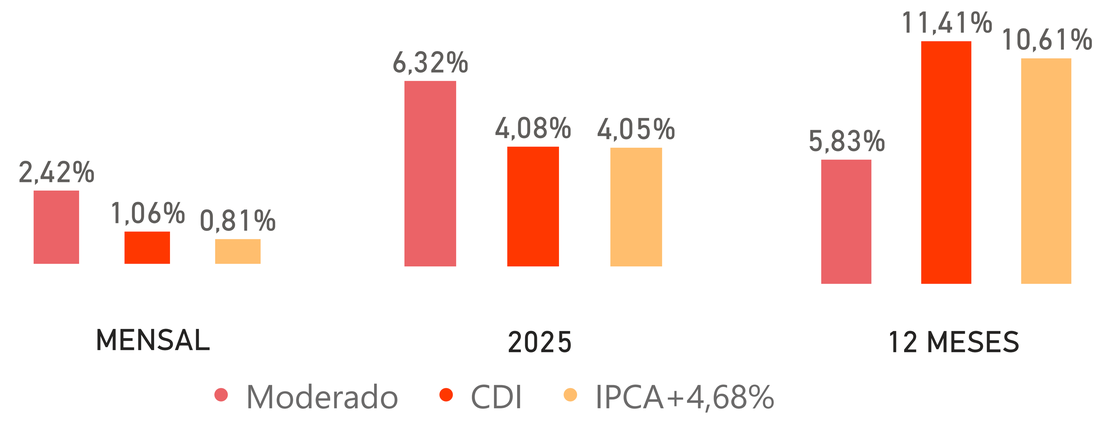

ALOCAÇÕES CONSOLIDADO

	$	%
PL ATUAL	R$ 36.294.526	
RENDA FIXA	R$ 25.924.768	71,4%
RENDA VARIÁVEL	R$ 5.278.712	14,5%
ESTRUTURADOS	R$ 4.215.289	11,6%
EMPRÉSTIMOS	R$ 875.757	2,4%

DESEMPENHO SEGMENTO MENSAL

Referencia	mai 2024	jun 2024	jul 2024	ago 2024	set 2024	out 2024	nov 2024	dez 2024	jan 2025	fev 2025	mar 2025	abr 2025
Perfil	0,42%	-0,27%	2,16%	1,32%	-0,66%	-0,42%	-0,66%	-2,28%	1,59%	0,06%	2,12%	2,42%
% CDI	50,43%	-34,06%	237,54%	151,26%	-79,97%	-45,16%	-83,54%	-258,94%	157,54%	6,06%	220,83%	228,30%
% IPCA + 4,89%	48,64%	-44,15%	277,07%	347,62%	-78,98%	-43,75%	-83,54%	-247,49%	293,30%	3,54%	225,53%	298,77%

Referencia	mai 2024	jun 2024	jul 2024	ago 2024	set 2024	out 2024	nov 2024	dez 2024	jan 2025	fev 2025	mar 2025	abr 2025
Renda Fixa	1,06%	-0,53%	1,96%	0,90%	-0,25%	-0,39%	0,31%	-1,76%	0,77%	0,58%	2,17%	1,09%
% CDI	127,17%	-67,56%	215,33%	103,04%	-30,70%	-41,94%	39,24%	-200,46%	76,22%	58,91%	226,04%	102,83%
% IPCA + 4,89%	122,67%	-87,57%	251,17%	236,80%	-30,32%	-40,62%	39,24%	-191,60%	141,90%	34,37%	230,85%	134,57%

Referencia	mai 2024	jun 2024	jul 2024	ago 2024	set 2024	out 2024	nov 2024	dez 2024	jan 2025	fev 2025	mar 2025	abr 2025
Renda Variável	-2,22%	0,49%	3,73%	4,60%	-3,93%	-1,33%	-6,39%	-7,22%	6,44%	-2,15%	3,95%	8,31%
RV - IBOV	0,82%	-0,99%	0,71%	-1,94%	-0,85%	0,27%	-3,27%	-2,94%	1,58%	0,49%	-2,13%	4,62%

Referencia	mai 2024	jun 2024	jul 2024	ago 2024	set 2024	out 2024	nov 2024	dez 2024	jan 2025	fev 2025	mar 2025	abr 2025
Estruturados	-0,34%	0,29%	1,72%	0,56%	0,35%	0,71%	0,86%	0,41%	0,43%	0,74%	1,84%	1,36%
% CDI	-41,08%	36,82%	189,09%	64,62%	41,93%	76,34%	108,86%	46,19%	42,82%	75,09%	191,67%	128,30%
% IPCA + 4,89%	-39,62%	47,72%	220,56%	148,51%	41,41%	73,96%	108,86%	44,15%	79,72%	43,81%	195,74%	167,90%

Referencia	mai 2024	jun 2024	jul 2024	ago 2024	set 2024	out 2024	nov 2024	dez 2024	jan 2025	fev 2025	mar 2025	abr 2025
CDI	0,83%	0,79%	0,91%	0,87%	0,83%	0,93%	0,79%	0,88%	1,01%	0,99%	0,96%	1,06%
IPCA + 4,89%	0,86%	0,61%	0,78%	0,38%	0,84%	0,96%	0,79%	0,92%	0,54%	1,70%	0,94%	0,81%
Ibovespa	-3,04%	1,48%	3,02%	6,54%	-3,08%	-1,60%	-3,12%	-4,28%	4,86%	-2,64%	6,08%	3,69%

EVOLUÇÃO PATRIMONIAL

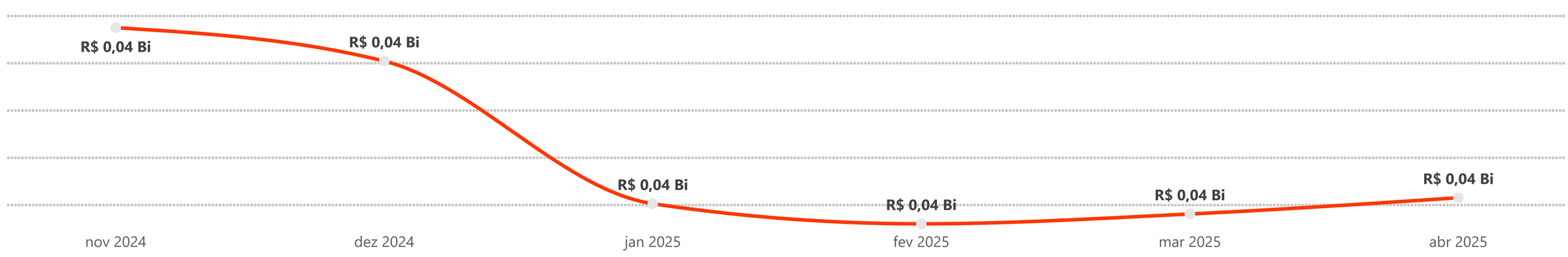

PERÍODO :

FUNSSEST

PLANO VI-AGRESSIVO-ABRIL/2025

DESEMPENHO ACUMULADO (%)

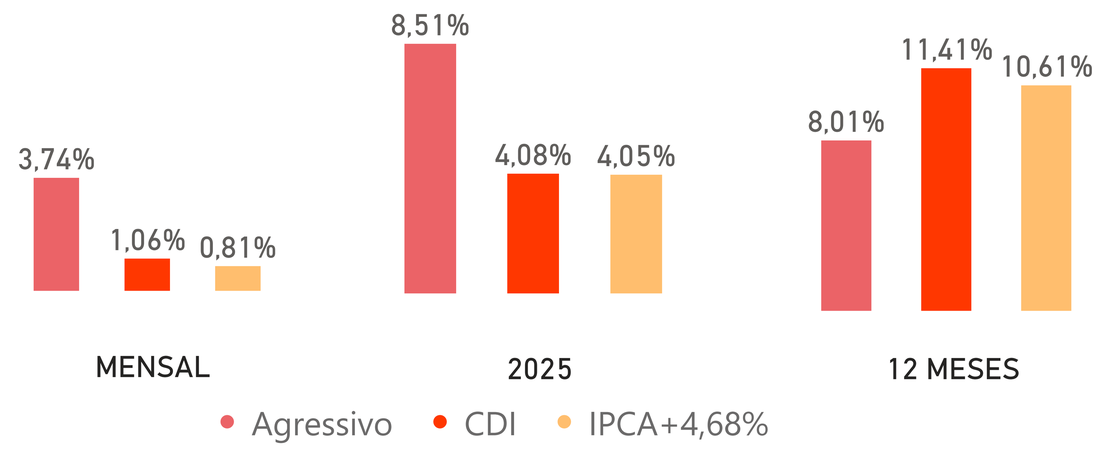

ALOCAÇÕES CONSOLIDADO

	$	%
PL ATUAL	R$ 34.501.172	
RENDA FIXA	R$ 19.734.303	57,2%
RENDA VARIÁVEL	R$ 9.676.167	28,0%
ESTRUTURADOS	R$ 4.245.420	12,3%
EMPRÉSTIMOS	R$ 845.283	2,5%

DESEMPENHO SEGMENTO MENSAL

Referencia	mai 2024	jun 2024	jul 2024	ago 2024	set 2024	out 2024	nov 2024	dez 2024	jan 2025	fev 2025	mar 2025	abr 2025
Perfil	-0,37%	0,16%	2,16%	1,88%	-0,85%	-0,09%	-1,24%	-2,03%	2,52%	-0,21%	2,24%	3,74%
% CDI	-44,42%	20,08%	236,94%	216,00%	-102,95%	-9,68%	-156,96%	-230,48%	249,45%	-21,21%	233,33%	352,83%
% IPCA + 4,89%	-42,85%	26,02%	276,38%	496,41%	-101,67%	-9,38%	-156,96%	-220,29%	464,42%	-12,38%	238,30%	461,73%

Referencia	mai 2024	jun 2024	jul 2024	ago 2024	set 2024	out 2024	nov 2024	dez 2024	jan 2025	fev 2025	mar 2025	abr 2025
Renda Fixa	0,85%	-0,08%	1,53%	0,92%	0,36%	0,33%	0,60%	-0,44%	1,04%	0,83%	1,57%	1,10%
% CDI	101,96%	-10,72%	168,12%	105,58%	43,70%	35,48%	75,95%	-50,21%	102,69%	83,83%	163,54%	103,77%
% IPCA + 4,89%	98,35%	-13,89%	196,10%	242,65%	43,16%	34,38%	75,95%	-47,99%	191,19%	48,91%	167,02%	135,80%

Referencia	mai 2024	jun 2024	jul 2024	ago 2024	set 2024	out 2024	nov 2024	dez 2024	jan 2025	fev 2025	mar 2025	abr 2025
Renda Variável	-1,92%	0,32%	3,73%	4,60%	-3,93%	-1,33%	-6,39%	-7,22%	6,44%	-2,15%	3,95%	8,79%
RV - IBOV	1,12%	-1,16%	0,71%	-1,94%	-0,85%	0,27%	-3,27%	-2,94%	1,58%	0,49%	-2,13%	5,10%

Referencia	mai 2024	jun 2024	jul 2024	ago 2024	set 2024	out 2024	nov 2024	dez 2024	jan 2025	fev 2025	mar 2025	abr 2025
Estruturados	-0,34%	0,29%	1,72%	0,56%	0,35%	0,72%	0,82%	0,42%	0,44%	0,44%	1,38%	2,42%
% CDI	-41,42%	36,57%	189,50%	64,58%	41,74%	77,42%	103,80%	47,40%	43,66%	44,03%	143,75%	228,30%
% IPCA + 4,89%	-39,95%	47,40%	221,04%	148,41%	41,22%	75,00%	103,80%	45,31%	81,29%	25,69%	146,81%	298,77%

Referencia	mai 2024	jun 2024	jul 2024	ago 2024	set 2024	out 2024	nov 2024	dez 2024	jan 2025	fev 2025	mar 2025	abr 2025
CDI	0,83%	0,79%	0,91%	0,87%	0,83%	0,93%	0,79%	0,88%	1,01%	0,99%	0,96%	1,06%
IPCA + 4,89%	0,86%	0,61%	0,78%	0,38%	0,84%	0,96%	0,79%	0,92%	0,54%	1,70%	0,94%	0,81%
Ibovespa	-3,04%	1,48%	3,02%	6,54%	-3,08%	-1,60%	-3,12%	-4,28%	4,86%	-2,64%	6,08%	3,69%

EVOLUÇÃO PATRIMONIAL

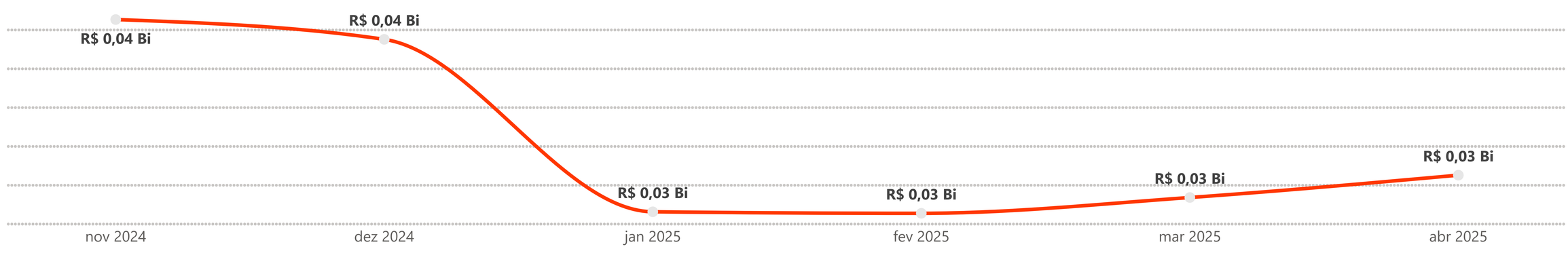

PERÍODO :

FUNSSEST

PLANO VI-CONSOLIDADO-ABRIL/2025

DESEMPENHO ACUMULADO (%)

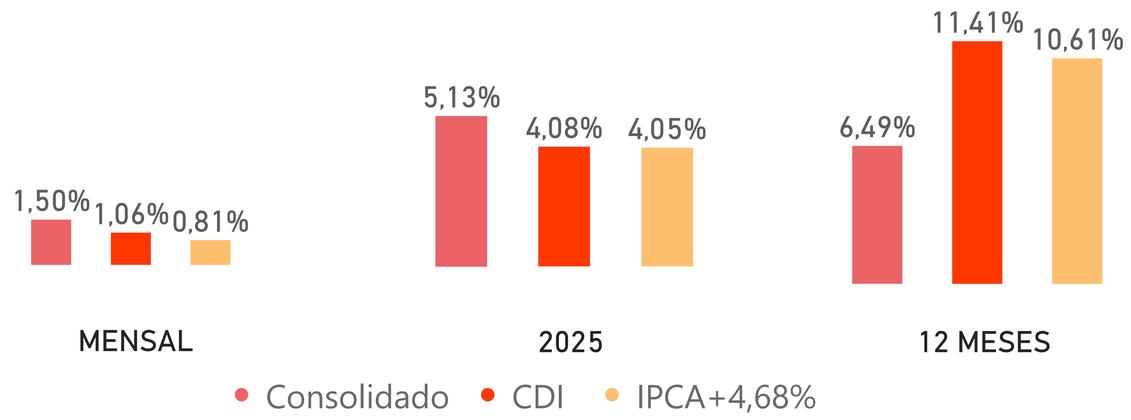

ALOCAÇÕES CONSOLIDADO

	$	%
PL ATUAL	R$ 548.515.779	
RENDA FIXA	R$ 477.241.257	87,0%
RENDA VARIÁVEL	R$ 27.241.560	5,0%
ESTRUTURADOS	R$ 37.765.487	6,9%
EMPRÉSTIMOS	R$ 6.267.476	1,1%

DESEMPENHO SEGMENTO MENSAL

Referencia	mai 2024	jun 2024	jul 2024	ago 2024	set 2024	out 2024	nov 2024	dez 2024	jan 2025	fev 2025	mar 2025	abr 2025
Perfil	0,77%	-0,43%	2,04%	1,10%	-0,33%	-0,22%	0,06%	-1,66%	1,08%	0,55%	1,91%	1,50%
% CDI	92,76%	-54,48%	224,42%	126,06%	-39,67%	-23,50%	7,52%	-188,80%	107,09%	55,60%	198,63%	141,34%
% IPCA + 4,89%	89,47%	-70,61%	261,77%	289,71%	-39,18%	-22,76%	7,52%	-180,45%	199,37%	32,44%	202,86%	184,97%

Referencia	mai 2024	jun 2024	jul 2024	ago 2024	set 2024	out 2024	nov 2024	dez 2024	jan 2025	fev 2025	mar 2025	abr 2025
Renda Fixa	1,07%	-0,56%	1,96%	0,90%	-0,17%	-0,23%	0,39%	-1,53%	0,80%	0,72%	1,82%	1,09%
% CDI	129,01%	-70,26%	215,30%	102,92%	-20,77%	-25,17%	49,12%	-174,04%	78,74%	72,34%	189,44%	102,57%
% IPCA + 4,89%	124,44%	-91,08%	251,13%	236,53%	-20,52%	-24,39%	49,12%	-166,35%	146,60%	42,21%	193,47%	134,22%

Referencia	mai 2024	jun 2024	jul 2024	ago 2024	set 2024	out 2024	nov 2024	dez 2024	jan 2025	fev 2025	mar 2025	abr 2025
Renda Variável	-2,21%	0,51%	3,73%	4,60%	-3,93%	-1,33%	-6,39%	-7,22%	6,44%	-2,15%	3,95%	8,70%
RV - IBOV	0,83%	-0,97%	0,71%	-1,94%	-0,85%	0,27%	-3,27%	-2,94%	1,58%	0,49%	-2,13%	5,01%

Referencia	mai 2024	jun 2024	jul 2024	ago 2024	set 2024	out 2024	nov 2024	dez 2024	jan 2025	fev 2025	mar 2025	abr 2025
Estruturados	-0,27%	0,34%	1,78%	0,63%	0,54%	0,81%	0,94%	0,47%	0,51%	0,54%	1,57%	1,46%
% CDI	-33,08%	42,92%	196,03%	72,31%	64,98%	87,39%	119,15%	53,21%	50,73%	54,57%	163,67%	138,08%
% IPCA + 4,89%	-31,91%	55,63%	228,66%	166,17%	64,17%	84,66%	119,15%	50,86%	94,44%	31,84%	167,15%	180,70%

Referencia	mai 2024	jun 2024	jul 2024	ago 2024	set 2024	out 2024	nov 2024	dez 2024	jan 2025	fev 2025	mar 2025	abr 2025
CDI	0,83%	0,79%	0,91%	0,87%	0,83%	0,93%	0,79%	0,88%	1,01%	0,99%	0,96%	1,06%
IPCA + 4,89%	0,86%	0,61%	0,78%	0,38%	0,84%	0,96%	0,79%	0,92%	0,54%	1,70%	0,94%	0,81%
Ibovespa	-3,04%	1,48%	3,02%	6,54%	-3,08%	-1,60%	-3,12%	-4,28%	4,86%	-2,64%	6,08%	3,69%

RESULTADO MENSAL (%)

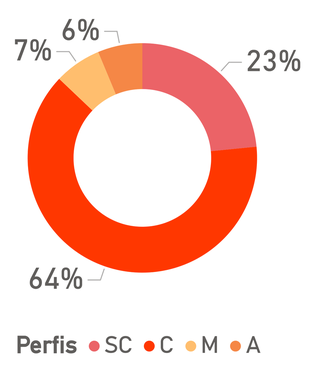
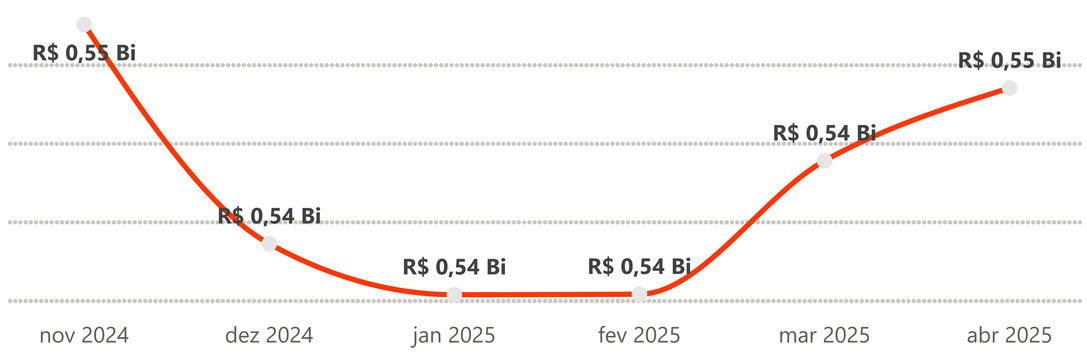
EVOLUÇÃO PATRIMONIAL